

Off-Highway Diesel Engines

Interim Tier 4/Stage III B



JOHN DEERE

First on the job,
last to leave



Off-highway leadership where it counts the most

Off-highway leadership. You can expect more from John Deere — a company that built its name powering off-highway equipment in rugged applications. You'll receive more when you run with the John Deere family of PowerTech™ Interim Tier 4/Stage III B engines.

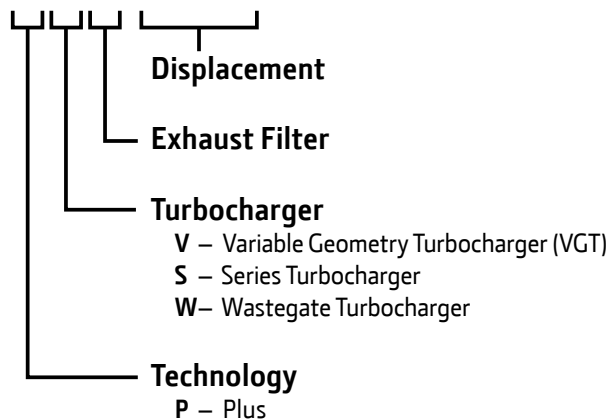
Job-proven performance

We have an unparalleled track record for providing hard-working, reliable, and efficient engines that don't let you down, even in the most extreme conditions. Whatever you throw at them — vibration, extreme temperatures, dust — John Deere engines keep working day after day.



Interim Tier 4/Stage III B engine identification for engines 56 kW (75 hp) and above.

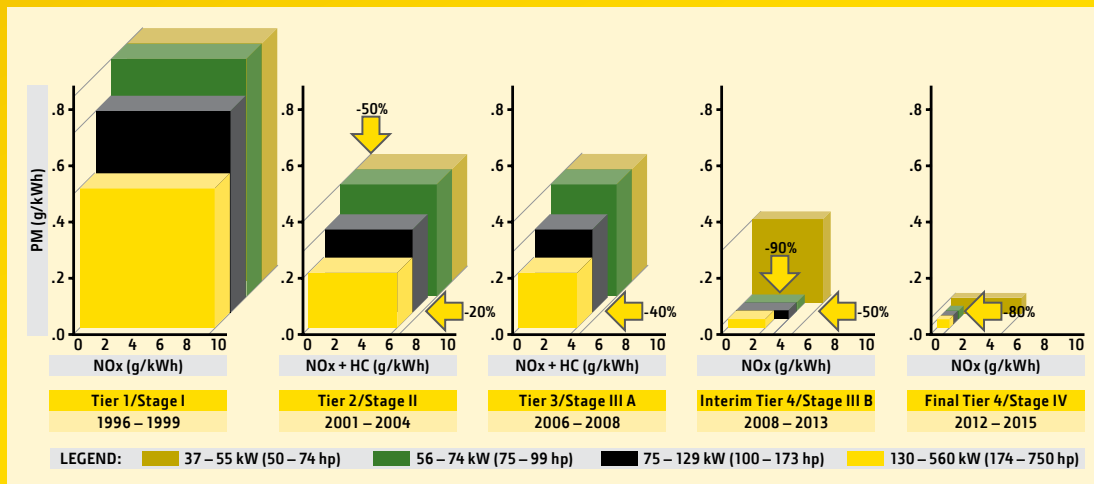
PowerTech PSX 6.8L



Biggest emissions reductions yet

The move to Interim Tier 4/Stage III B emissions regulations is unquestionably the most significant to date. The regulations call for a 90 percent reduction in particulate matter (PM) along with a 50 percent drop in nitrogen oxides (NOx). Final Tier 4/Stage IV emissions regulations, which will be fully implemented by 2015, will take PM and NOx emissions to near-zero levels.

EPA and EU nonroad emissions regulations: 37 – 560 kW (50 – 750 hp)




NOx – Nitrogen oxides, which react in the atmosphere with hydrocarbons
 HC – Hydrocarbons, a by-product of combustion
 PM – Particulate matter, a non-gaseous product of combustion

Industrial Engine Power Ratings

Engine	Power Ratings	Turbocharging	Exhaust Filter	Dosing	Power Range
PowerTech M 2.4L	36 kW (48 hp)	Fixed	No	NA	
PowerTech E 2.4L	45 – 49 kW (60 – 66 hp)	Fixed	No	NA	
PowerTech M 4.5L	55 kW (74 hp)	Fixed	No	NA	
PowerTech PWX 4.5L	63 – 91 kW (85 – 122 hp)	Wastegate	Yes	Internal	
PowerTech PVX 4.5L	93 – 129 kW (125 – 173 hp)	VGT	Yes	Internal	
PowerTech PSX 4.5L	93 – 129 kW (125 – 173 hp)	Series	Yes	Internal	
PowerTech PVX 6.8L	104 – 129 kW (140 – 173 hp)	VGT	Yes	Internal	
PowerTech PVX 6.8L	138 – 187 kW (185 – 250 hp)	VGT	Yes	External	
PowerTech PSX 6.8L	168 – 224 kW (225 – 300 hp)	Series	Yes	External	
PowerTech PVX 9.0L	187 – 224 kW (250 – 300 hp)	VGT	Yes	External	
PowerTech PSX 9.0L	242 – 317 kW (325 – 425 hp)	Series	Yes	External	
PowerTech PSX 13.5L	298 – 448 kW (400 – 600 hp)	Series	Yes	External	

kW 0 37 75 112 149 186 224 261 298 336 373 410 448
 hp 0 50 100 150 200 250 300 350 400 450 500 550 600



Many of the engine features proven with our PowerTech Plus engines have been enhanced for Interim Tier 4/Stage III B. We continue to improve performance while meeting more stringent emissions regulations.

- 1** Increased levels of cooled EGR lower combustion temperature and reduce NOx.
- 2** Air-to-air aftercooled aspiration lowers in-cylinder temperatures, reduces NOx, and increases power density.
- 3** VGT varies exhaust pressure based on load and speed to ensure proper EGR flow and provide increased performance.
- 4** Low-pressure fuel system with auto prime feature eliminates hand priming and hard starting. It provides sensors that detect water in fuel and low fuel pressure.
- 5** Faster electronic controls are integrated to manage the exhaust filter as well as the fuel system, air-to-fuel ratio, VGT output, and cooled EGR.
- 6** 4-valve cylinder head increases efficiency, power, and torque.
- 7** Electronic unit injector (13.5L) and HPCR (4.5L, 6.8L and 9.0L) fuel systems provide increased fuel pressures for more efficient combustion and PM reduction.
- 8** Steel single-piece low-friction piston with integrated oil cooled gallery improves fuel economy, reduces emissions, and increases durability (9.0L and 13.5L).
- 9** Directed top liner cooling contributes to improved oil control and increased durability (6.8L, 9.0L and 13.5L).
- 10** 500-hour oil change intervals.

Built on proven PowerTech Plus technology

John Deere has always been ahead of the game when it comes to meeting emissions regulations. Interim Tier 4/Stage III B is no exception. We pioneered the use of many advanced technologies with our Tier 3/Stage III A engines and proved their performance in off-highway applications. This gives us a head start for fuel economy as well as delivering higher power bulge, more torque rise, and faster transient response time.

First in the field

John Deere was the first engine manufacturer to take advantage of cooled exhaust gas recirculation (EGR) and variable geometry turbocharger (VGT) technologies in off-highway applications, introducing them with Tier 3/Stage III A emissions regulations. Our engines have a proven record of emissions reduction, best-in-class fuel economy, and rugged durability. When it comes to off-highway performance, other engine manufacturers can only follow in our tracks.

Fuel efficient

John Deere engines continue to provide the best total fluid economy and value with a simple, single-fluid solution. Our cooled EGR engines operate efficiently with ultra-low sulfur diesel (ULSD) as well as biodiesel blends, providing optimal performance and fuel-choice flexibility.

John Deere PowerTech Plus engines already lead the market for fuel efficiency. Other engine manufacturers are just now adopting technologies such as cooled EGR and SCR for off-highway applications. So even if some may claim improved fuel economy for IT4, we expect to maintain our leadership position.

You have to take into account the total fluid consumption of engines equipped with SCR. Considering you need approximately one gallon of diesel exhaust fluid (DEF) for every 20 gallons of diesel fuel, and the fact that DEF can cost as much as or more than diesel fuel — our single-fluid solution is the right choice now.

Off-highway durability


The jobs that John Deere PowerTech engines tackle every day are as varied as the equipment they power. That's why John Deere Interim Tier 4/Stage III B engines integrate many technologies designed to meet the unique needs of off-highway equipment. PowerTech 4.5L, 6.8L, 9.0L, and 13.5L engines use our proven PowerTech Plus technology, which includes 4-valve cylinder heads, cooled EGR, VGT, air-to-air aftercooling, high-pressure fuel systems, and wet-type cylinder liners.

Reinforced with the latest emissions-control technology

Smart exhaust filters

John Deere exhaust filters are designed to meet the demands of rugged off-highway applications. Our dedicated exhaust technology team explored all aspects of exhaust filter science to develop the John Deere solution. Because we manage the design of the exhaust filter, as well as the engine and electronic controls, we are able to integrate and optimize all components and vehicle systems for best performance.

PowerTech Interim Tier 4/Stage III B engines 56 kW (75 hp) and above utilize a catalyzed exhaust filter that contains a diesel oxidation catalyst (DOC) and a diesel particulate filter (DPF). Under normal operating conditions, the DOC reacts with exhaust gases to reduce carbon monoxide, hydrocarbons, and some particulate matter (PM). The downstream DPF forces exhaust gases to flow through porous channel walls, trapping and holding the remaining PM. Trapped particles are eventually oxidized within the DPF through a natural cleaning process called passive regeneration, utilizing exhaust heat created under normal operating conditions.



Exhaust temperature management (ETM)

Here's where John Deere exhaust filters really show their intelligence. If passive regeneration cannot be achieved due to low temperature, load, or speed, then PM is removed using active regeneration — an automatic cleaning process controlled by the exhaust temperature management system. ETM increases the DOC inlet temperature by fine-tuning the amount of air intake, adjusting injection timing, and controlling idle speeds. At just the right moment, a small quantity of fuel is injected into the exhaust stream to create the heat needed to oxidize the PM trapped in the DPF. ETM also increases the durability of the exhaust filter by controlling warm-up and cool-down periods.

In most cases, the regeneration process does not have an impact on machine operation or require operator involvement. Another benefit of the exhaust filter is that it replaces the muffler in most applications.

Variable-speed fans

Our complete lineup of Interim Tier 4/Stage III B industrial and gen-set diesel engines 56 kW (75 hp) and above are available with a factory-installed variable-speed fan drive. This technology enables original equipment manufacturers to meet new not-to-exceed (NTE) emissions regulations while improving fuel economy and engine performance. The variable-speed fan requires no additional OEM engineering or operator intervention.





PowerTech E engine shown

The PowerTech M and PowerTech E engine lineups meet emissions regulations without the addition of cooled EGR or an exhaust filter.

PowerTech M

The simplest of the PowerTech family, these engines have 2-valve heads, fixed geometry turbochargers, and mechanical fuel systems. PowerTech M engines are perfect for less demanding applications. Their mechanical controls are simple to operate and maintain.

PowerTech E

These engines also have 2-valve heads and fixed geometry turbochargers, but introduce full-authority electronic controls, more sophisticated fuel delivery, and electronic unit pump fuel systems.

PowerTech M Engines

PowerTech M 2.4L	36 kW (48 hp)*
PowerTech M 4.5L	55 kW (74 hp)**

*Meets Interim Tier 4 and Stage III A emissions regulations.

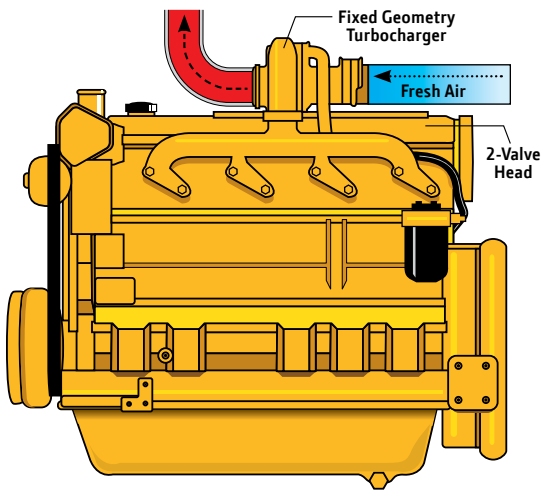
**Meets Interim Tier 4 emissions regulations.

PowerTech E Engines

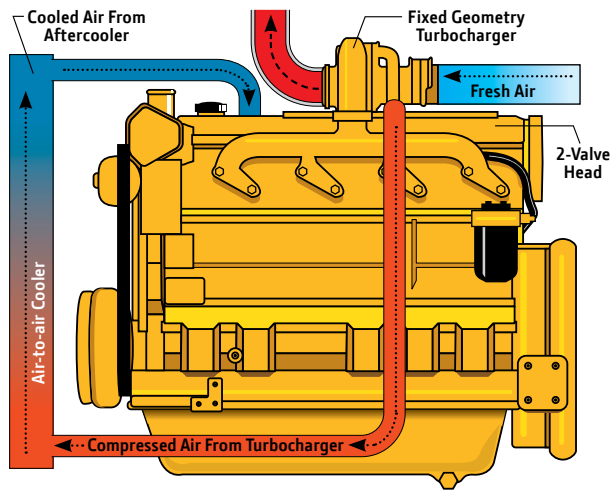
PowerTech E 2.4L	45 – 49 kW (60 – 66 hp)*
------------------	--------------------------

*Meets Interim Tier 4 and Stage III A emissions regulations.

PowerTech M technology



PowerTech E technology



Fixed geometry turbocharger

Fixed geometry turbochargers are sized for a specific power range and optimized to provide excellent performance across the entire torque curve. They are also designed to maximize fuel economy between the engine's rated and peak torque speeds.



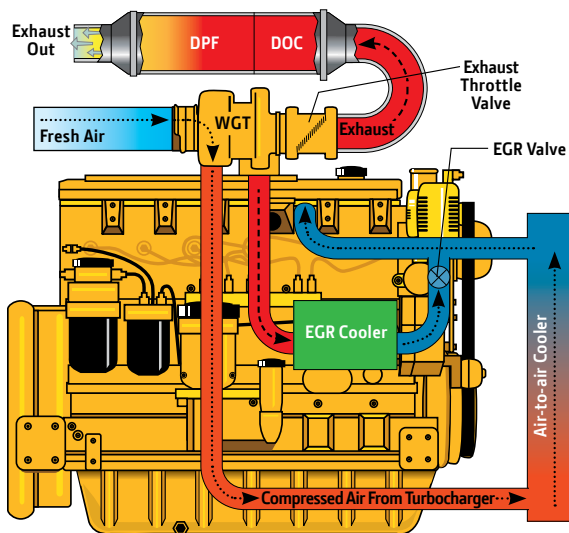
PowerTech PWX

Tried-and-true performance

Equipment owners who want straightforward, cost-effective power rely on PowerTech PWX 4.5L engines. These compact engines blend advanced emissions-control technology with simple and reliable wastegated turbocharging to maintain transient response and peak torque in all operating conditions. Their 4-valve cylinder heads also provide excellent airflow for greater low-speed torque. Multiple rated speeds let you fine-tune your engine selection to reduce noise and improve fuel economy.

PowerTech PWX Engines	
PowerTech PWX 4.5L	63 – 91 kW (85 – 122 hp)

PowerTech PWX Interim Tier 4 technology



Wastegated turbocharger

Wastegated turbochargers are designed to develop more airflow at lower engine speeds to improve low-speed torque. The wastegate control device bleeds off a portion of the exhaust flow at higher engine speeds. Wastegated turbos deliver improved transient response and higher peak torque without compromising engine envelope size. They also provide the lowest installed cost across a given power range.

PowerTech PVX

Improved performance and efficiency

When you need unparalleled performance, PowerTech PVX 4.5L, 6.8L, or 9.0L engines are the perfect fit for your application. These displacements utilize our proven PowerTech Plus technology with variable geometry turbocharging (VGT) to improve performance and combustion efficiency, reduce emissions, and increase fuel economy.

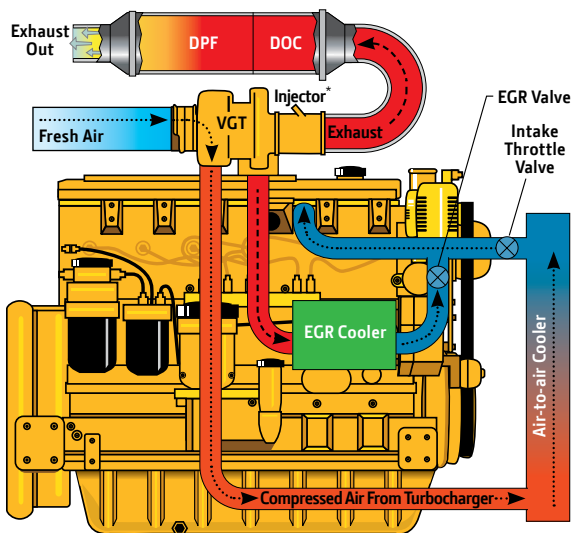
Engines below 130 kW (174 hp) use an in-cylinder dosing system for active regeneration, while larger engines use an external dosing system.



PowerTech PVX Engines

PowerTech PVX 4.5L	93 – 129 kW (125 – 173 hp)
PowerTech PVX 6.8L	104 – 129 kW (140 – 173 hp)
PowerTech PVX 6.8L	138 – 187 kW (185 – 250 hp)
PowerTech PVX 9.0L	187 – 224 kW (250 – 300 hp)

PowerTech PVX Interim Tier 4 technology*




*For engines 130 kW (174 hp) and greater.

Variable geometry turbochargers

We know VGT technology. The performance of our PowerTech Plus Tier 3/Stage III A engines proved it. That's why we decided to continue this technology with our Interim Tier 4/Stage III B engine lineup.

VGT tailors the amount of recirculated exhaust gas that mixes with the fresh air. Precise electronic controls open or close the variable vanes in the turbocharger depending on engine load and speed. The optimized airflow generates more boost while maximizing low-speed torque, transient response, peak torque, and fuel economy.



VGT delivers power and efficiency

PowerTech PSX

Ultimate performance and responsiveness

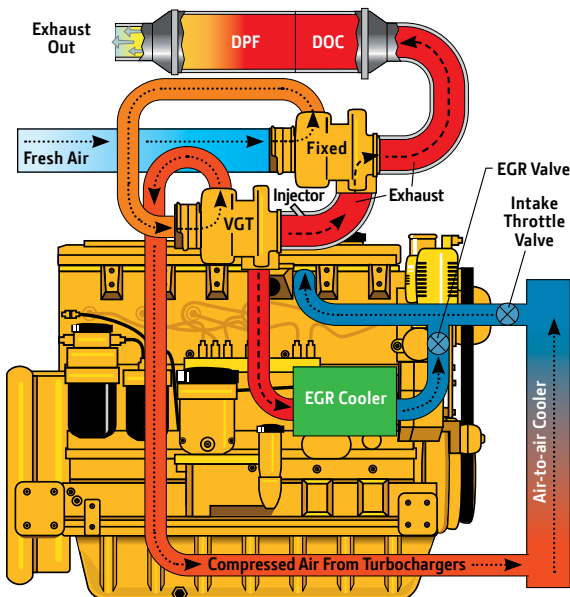
For ultimate performance in off-highway applications that take you up and down steep grades at high altitudes. Or when you simply want maximum transient response and low-speed torque. A PowerTech PSX 4.5L, 6.8L, 9.0L, or 13.5L engine is exactly what you need. Along with proven PowerTech Plus technology, all four displacements feature series turbochargers that improve performance and responsiveness.



PowerTech PSX Engines

PowerTech PSX 4.5L	93 – 129 kW (125 – 173 hp)
PowerTech PSX 6.8L	168 – 224 kW (225 – 300 hp)
PowerTech PSX 9.0L	242 – 317 kW (325 – 425 hp)
PowerTech PSX 13.5L	298 – 448 kW (400 – 600 hp)

PowerTech PSX Interim Tier 4 technology*



*PowerTech PSX 6.8L, 9.0L, and 13.5L engine configuration shown. These engines use a VGT high pressure turbocharger. PowerTech PSX 4.5L engines use a wastegated turbocharger (WGT).

Two turbochargers give you more


In series turbocharging, fresh air is drawn into the low-pressure turbocharger (fixed geometry), where air pressure is boosted. This pressurized or boosted air is then drawn into the high-pressure turbocharger (VGT or WGT), where air intake pressure is further raised. The high-pressure air is then routed to an air-to-air aftercooler, where the air is cooled and then routed to the engine's intake manifold.

By splitting the compression of the charge air between two turbochargers, both can operate at peak efficiency and at slower rotating speeds. This lowers stress on turbocharger components and improves reliability. Series turbocharging also delivers higher power density, improved low-speed torque, and improved high-altitude operation.

Series turbochargers

High-pressure turbocharger

Low-pressure turbocharger



Clean and convenient

Cleaner emissions

John Deere chose cooled EGR with an exhaust filter to meet Interim Tier 4 (IT4) emissions regulations. This approach provides best total fluid economy, requires less operator involvement, is proven, simpler to install, and a less costly technology compared to alternative solutions. Cooled EGR doesn't require the added cost of a second fluid (urea), and it doesn't require you to change how you operate your equipment. There's virtually no difference in performance between our Tier 3 and IT4 engines — and that's by design.

NOx reduction through cooled EGR. During certain conditions of engine operation, the EGR valve opens and measured amounts of cooled exhaust gas are routed back into the intake manifold and mixed with the incoming fresh air. Since this process removes oxygen from the air, the exhaust temperatures in the combustion process are lowered and the levels of NOx are reduced.

PM reduction through exhaust filters. The DPF traps and holds particulates in the exhaust stream. During normal operating conditions (temperature, load, and speed) the engine's natural heat breaks down the PM and cleans the exhaust filter.



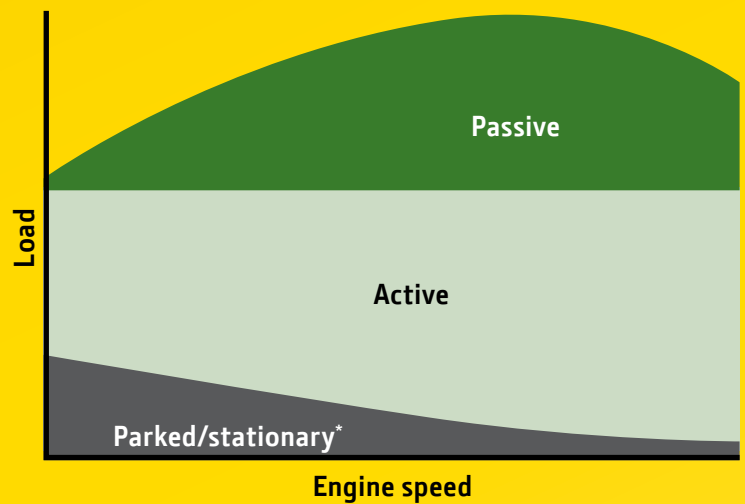
Convenient exhaust filter cleaning

Our exhaust filter is integrated into the engine design to provide a convenient and reliable solution. The engine control unit (ECU) and exhaust temperature management (ETM) system work together to continuously regenerate, or clean, the exhaust filter.

Passive regeneration. John Deere engines and exhaust filter components are designed for uninterrupted operation using passive regeneration, a natural cleaning process. It occurs during normal engine operating conditions, which is the most fuel-efficient way to clean. Passive regeneration does not impact machine operation or require operator involvement.

Active regeneration. If passive regeneration cannot be achieved, then PM must be removed using active regeneration, an automatic cleaning process. This requires injecting fuel in the exhaust stream and elevating exhaust temperatures to clean the filter. Remember, active regeneration cleaning occurs only when passive regeneration is not possible based on temperature, load, and speed. It serves as a backup system. In most cases, active regeneration does not impact machine operation or require operator involvement.

Cleaning regions



*Parked or stationary regeneration may be necessary if active regeneration is overridden by the operator, or in rare instances when the engine does not reach normal temperature, load, or speed for long periods of time.



Ready for Final Tier 4/Stage IV

John Deere is continuously developing and testing the technologies it will adopt to achieve Final Tier 4/Stage IV emissions regulations. The purpose of Final Tier 4 emissions regulations is to further reduce NOx. For engines 130 kW (174 hp) and greater beginning in January 2014, proven technologies such as cooled EGR and VGT will likely be the foundation for meeting those regulations. However, we are evaluating emerging technologies for their effectiveness and for their ability to provide reliable and durable products in off-highway applications. We'll continue to tailor our Final Tier 4 engine solutions to fit the variety of off-highway applications and customer requirements.

To learn more about IT4 technologies and to take an animated tour of a John Deere engine, visit www.JohnDeere.com/tier4.

Acronyms used in this brochure

DEF	Diesel exhaust fluid
DOC	Diesel oxidation catalyst
DPF	Diesel particulate filter
ECU	Engine control unit
EGR	Exhaust gas recirculation
ETM	Exhaust temperature management
IT4	Interim Tier 4
NOx	Nitrogen oxides
NTE	Not to exceed (emissions regulations)
PM	Particulate matter
ppm	Parts per million
SCR	Selective catalytic reduction
ULSD	Ultra-low sulfur diesel
VGT	Variable geometry turbocharger
WGT	Wastegated turbocharger

Interim Tier 4/Stage III B frequently asked questions

Why use cooled EGR and exhaust filters for Interim Tier 4 engines greater than 56 kW (75 hp)?

Based on customer input regarding the different technology options, John Deere will continue to utilize cooled EGR, combined with exhaust filter technology, to meet Interim Tier 4/Stage III B regulations. The EGR solution, for NOx control, provides the best total fluid economy, requires less operator involvement, is proven, simpler to install, and a less costly technology compared to alternative solutions. Like the cooled EGR system and the VGT, the exhaust filter was specifically designed to meet the demands of off-highway applications. The exhaust filter also has the benefit of replacing the muffler in most applications.

Does cooled EGR add more complexity than other technologies?

While cooled EGR engines require additional sensors and actuators, the control logic is designed into the engine control unit, which allows the complexity to be transparent. The technology may appear complex to the average individual, but it is the key to the product's function, performance, and reliability. Cooled EGR is a proven technology that is used to control NOx emissions by most on-road diesel engine manufacturers, as well as millions of gasoline and diesel passenger cars.

Does use of cooled EGR decrease power density?

With cooled EGR and the VGT, John Deere has maintained or increased the power density for each engine platform. With PowerTech engines, you will never be forced to go up in platform size. In fact, using John Deere PowerTech engines may allow customers to go down in platform size, if they choose to do so, and lower their installed cost.

What is regeneration?

The exhaust filter is integrated into the engine design to provide a simple and reliable solution for reducing particulate matter (PM). A single engine control unit (ECU) manages both the engine and exhaust filter, via an exhaust temperature management (ETM) system, to regenerate (clean) the exhaust filter when sufficient heat cannot be generated to passively clean the filter.

Passive regeneration — John Deere engines and exhaust filter components are designed for uninterrupted operation using passive regeneration, a natural cleaning process where engine exhaust temperatures are sufficient enough to oxidize the PM trapped in the exhaust filter. The process occurs during normal engine operating conditions, which is the most fuel-efficient way to clean. Passive regeneration does not impact machine operation or require operator involvement.

Active regeneration — If conditions (temperature, speed, and load) for passive regeneration cannot be achieved, then PM must be removed using active regeneration, an automatic cleaning process. For a short duration, this requires injecting a small quantity of fuel in the exhaust stream and elevating exhaust temperatures to clean the filter. Remember, active regeneration cleaning occurs only when passive regeneration is not possible based on temperature, load, and speed. It serves as a backup system. In most cases, active regeneration does not impact machine operation or require operator involvement.

Parked or stationary regeneration may be necessary if active regeneration is overridden by the operator, or in rare instances when the engine does not reach normal operating temperatures because of lighter loads, reduced speeds, or cool ambient conditions for extended periods of time.

How do the regeneration process steps work?

Interim Tier 4/Stage III B PowerTech engines 56 kW (75 hp) and above will utilize a catalyzed exhaust filter that contains a diesel oxidation catalyst (DOC) and a diesel particulate filter (DPF). Under normal operating conditions, the DOC reacts with exhaust gases to reduce carbon monoxide, hydrocarbons, and some PM. The downstream DPF forces exhaust gases to flow through porous channel walls, trapping and holding the remaining PM. Trapped particles are eventually oxidized within the DPF through a continuous cleaning process called passive regeneration, utilizing exhaust heat created under normal operating conditions.

How does ETM work?

If conditions (ambient temperature, speed, and load) for passive regeneration cannot be achieved, ETM is an automated engine operating mode used to increase the DOC inlet temperature to initiate and maintain an active regeneration. To increase the DOC inlet temperature, ETM may reduce the amount of fresh air entering the engine via an intake air throttle valve, include a later post injection (after main injection event), retard engine timing for the main injection event, or vary the VGT vane position and elevate low idle speed. Once the needed DOC inlet temperature is achieved, a small quantity of fuel is injected into the exhaust stream. This process creates the heat needed to oxidize the PM trapped in the DPF when passive conditions cannot be achieved. In addition, ETM provides an additional benefit of a controlled warm-up and cool-down period, increasing the durability of the exhaust filter.

Does the exhaust filter replace the muffler?

Test results indicate that a muffler will not be required in most applications. Our experience has been that noise attenuation provided with the exhaust filter meets or exceeds that of a conventional muffler. However, each application is different and actual results may vary.



How will John Deere Interim Tier 4/Stage III B engines stand out from the competition?

John Deere is an innovator in the commercial application of cooled EGR and variable geometry turbocharger (VGT) technologies for off-highway use. Throughout Tier 3/Stage III A, John Deere has gained experience with these technologies over a wide range of applications and has established a proven record of reliability; other engine manufacturers are just now considering adopting these technologies for off-highway applications. John Deere engines have a strong reputation of performance, durability, and reliability, and we are designing our new engines to exceed those expectations. These new engines will also feature more power and increased performance, world-class fluid economy, reduced noise, and low overall operating costs.

The SCR system has been adopted by several manufacturers. Why is John Deere choosing EGR first?

For Interim Tier 4/Stage III B, John Deere is looking at not only fuel economy, but also total fluid economy. We have prioritized the needs of the owner and operator during every step of developing our complete Interim Tier 4/Stage III B lineup. The single-fluid approach of cooled EGR means the technology will be easy for operators to use and will not require additional fluid costs.

John Deere has researched both of the different technologies, and from a global perspective, believes that cooled EGR with the addition of an exhaust filter is the best approach for meeting Interim Tier 4/Stage III B emissions regulations. John Deere remains confident that our world-class fuel economy position attained with Tier 3/Stage III A engines utilizing cooled EGR will be maintained with the use of only one fluid (diesel). Cooled EGR is a simple approach, has a proven track record throughout Tier 3, and is already supported by our global network of John Deere dealers.

Will serviceability and service intervals change with Interim Tier 4/Stage III B engines?

Current engine maintenance intervals remain unchanged or are improved upon depending on the application/machine type. The oil change interval will be the same interval offered for Tier 3/Stage III A engines at either 500 hours or 250 hours. One difference will come with the addition of the exhaust filter. While the regulations require an exhaust filter ash service interval of 4,500 hours minimum for engines 130 kW (174 hp) and greater and 3,000 hours for engines less than 130 kW (174 hp), John Deere will provide a 5,000-hour and 3,000-hour ash service interval respectively.

Does a cooled EGR-equipped diesel engine have a higher internal combustion temperature than an SCR-equipped engine?

As its name implies, cooled EGR cools and mixes measured amounts of exhaust gas with incoming fresh air to lower the engine's peak combustion temperature, thereby reducing nitrogen oxide (NOx) emissions to an acceptable level. The exhaust gases are then routed through an exhaust filter, which traps the particulate matter (PM).

In contrast, engines equipped with SCR technology usually operate at higher combustion temperatures in order to reduce particulate matter to acceptable emissions levels. This places additional heat on the internal components of the engine and creates more NOx. To reduce NOx, a diesel exhaust fluid (DEF) is injected into the exhaust stream, which combines with the exhaust gases in the SCR catalyst.

John Deere's cooled EGR engines actually have cooler internal engine combustion temperatures than SCR engines. Cooled EGR engines do place more cooling requirements (higher heat rejection) on the cooling system; however, John Deere has adopted new variable speed fan drives and cooling system designs for IT4 that meet cooling needs in the most efficient method possible.

John Deere's approach to IT4 allows for cooler combustion temperatures, and delivers the same or better power and torque performance and improved levels of durability.

What is the difference in total fluid consumption between cooled EGR and SCR engine technologies?

Claims that selective catalytic reduction (SCR)-equipped engines consume less fuel can be misleading. Unlike the single-fluid approach of a cooled EGR engine, SCR-equipped engines require the consumption and added cost of sourcing, storing, and handling a second fluid called diesel exhaust fluid (DEF). In most cases, DEF is more expensive than diesel fuel.

In contrast, John Deere is looking at not only fuel economy, but also total fluid economy. Our cooled EGR approach leverages the proven fuel efficiency of our PowerTech Plus engine platform, which achieved best-in-class fuel economy. We are confident that by adding a smart exhaust filter, we will not only meet the more stringent Interim Tier 4/Stage III B emission regulations, but will continue to provide the best total fluid economy in a simple single-fluid approach. We've researched the different technologies, and from a global perspective, believe that cooled EGR is the right choice now.

Off-highway diesel engines

Customer support



Log on to www.JohnDeere.com/dealer to find the service dealer nearest you.



The power of a worldwide support network

With John Deere, you never have far to go to find expert assistance and advice. Get service when and where you need it at any of our 4,000+ service locations worldwide.

Fast parts delivery

You can count on genuine John Deere parts. Our worldwide parts distribution system has overnight delivery available in most areas of the world. For even faster service, our dealers keep many maintenance and replacement parts in stock to get you back to work immediately.

A warranty you can count on

Equipment operators can't afford downtime or unexpected repairs. That's why we offer a 2-Year/2,000-Hour and 1-Year/Unlimited-Hour Warranty. This warranty takes effect the date that the engine begins operation. In addition, extended warranties are available under certain conditions. Be sure to register your engine for warranty support.

Application integration support

John Deere Power Systems is one of the few companies that integrates entire powertrain systems — from the engine and electronics to the drivetrain components. Our highly-trained distributors have experience integrating engines, drivetrain components, and electronics into a wide variety of applications. We also provide equipment manufacturers with product and engineering support to maximize performance and fuel economy while meeting emissions regulations.

JDLink™

The JDLink telematics system will be available on Interim Tier 4 engines installed in OEM equipment. The system enables customers to remotely monitor engine conditions and status, and allows John Deere technicians to perform engine diagnostics and some repairs. With JDLink, you can monitor, protect, and maintain your equipment 24/7.

Engine oils and diesel fuels

Engine oil type and diesel fuel have always played a role in emissions. But products used and technologies needed to meet Interim Tier 4/ Stage III B and Final Tier 4/ Stage IV emissions regulations make them even more important.

With the introduction of exhaust filters, the type of engine oil used can have a significant impact on the proper functioning and ash service life of these devices. Ash, a by-products of inorganic solids, will collect in the exhaust filter over time as a result of the combustion process. The use of oils meeting API CJ-4 and ACEA E9 standards, both with reduced trace metals content, are required in order to reduce ash accumulation and increase exhaust filter service life for Interim Tier 4/Stage III B engines.

Similar to oils, the type of diesel fuel used can also have a significant impact on emission control devices. In fact, the EPA and EU require the use of diesel fuel with a sulfur content of less than 15 ppm (ultra-low sulfur diesel or ULSD) in Interim Tier 4/Stage III B engines. In addition, diesel fuels with a higher sulfur content can damage aftertreatment components, leading to early replacement of these components.



First on the job, last to leave

At the end of the day, you need an engine that meets emissions regulations while delivering maximum performance, efficiency, and durability. John Deere stands behind that promise with our family of PowerTech engines.



JOHN DEERE

Worldwide locations

North America, South America, Brazil, and Caribbean

John Deere Power Systems
3801 West Ridgeway Avenue
P.O. Box 5100
Waterloo, IA 50704-5100
Phone: +1 800 533 6446 (U.S.)
Phone: +1 319 292 6060 (Canada)
Fax: +1 319 292 5075
E-mail: jdpower@JohnDeere.com

Mexico and Central America

Industrias John Deere S.A. de C.V.
Boulevard Diaz Ordaz No. 500
Garza Garcia, Nuevo Leon 66210
Mexico
Phone: +52 81 8288 1212
Fax: +52 81 8288 8284
E-mail: mexweb@JohnDeere.com

Europe, Africa, and Middle East

John Deere Power Systems
Usine de Saran
La Foulonnerie – B.P. 11013
45401 Fleury-les-Aubrais Cedex
France
Phone: +33 2 38 82 61 19
Fax: +33 2 38 84 62 66
E-mail: jdengine@JohnDeere.com

Australia and New Zealand

John Deere Limited
Power Systems Division
P.O. Box 1545, Browns Plains BC
QLD 4118 Australia
Phone: + 61 7 3802 3222
Fax: +61 7 3803 6555
E-mail: 23powersystems@JohnDeere.com
www.JohnDeere.com.au
www.JohnDeere.co.nz

Far East

John Deere Asia (Singapore) Pte. Ltd.
#06-02/03 Alexandra Point
438 Alexandra Road
119958 Singapore
Phone: +65 (68) 79 88 00
Fax: +65 (62) 78 03 63
E-mail: LiewLeongKong@JohnDeere.com



This literature has been compiled for worldwide circulation. While general information, pictures and descriptions are provided, some illustrations and text may include finance, credit, insurance, product options and accessories NOT AVAILABLE in all regions. PLEASE CONTACT YOUR LOCAL DEALER FOR DETAILS. John Deere reserves the right to change specification and design of all products described in this literature without notice.